

HAND-HELD METAL DETECTOR

HM520Pro

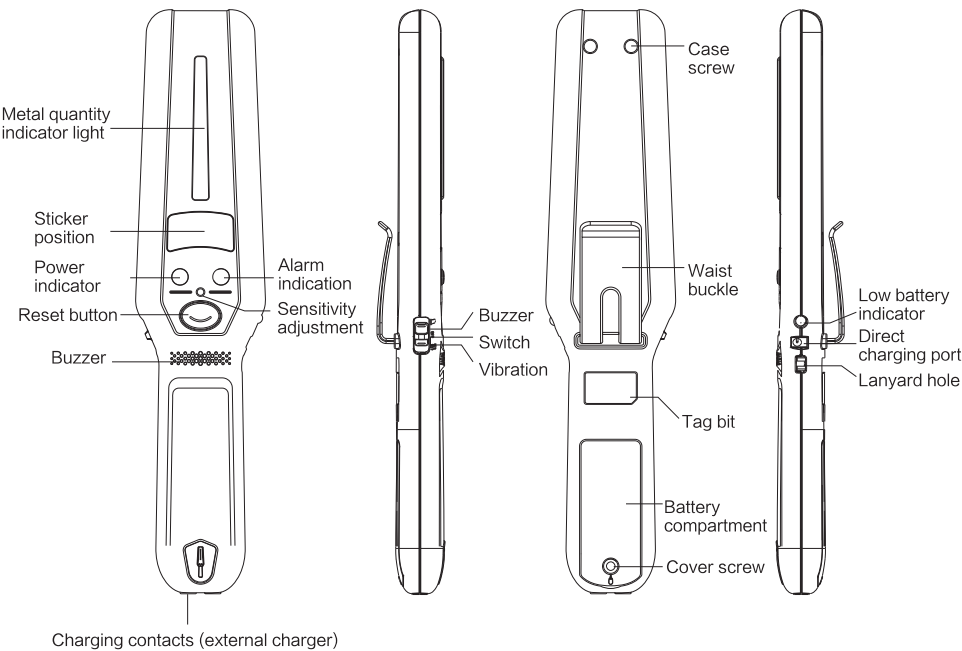
MANUAL



ESCORT FOR SAFETY

First Time Users

Thank you for choosing to use the Smart Hand–held Metal Detector, please read the instructions carefully





Basic Parameters

- ※ Dimensions: L286 mm x W64mm x H34mm
- ※ Weight: 0.23KG
- ※ Power supply: 9V/6F22battery
- ※ Operating Temperature: -25°C- +60°C (Humidity: 0-95%)



Detection Range

- ※ Pin:30—60mm
- ※ Type 6-4 Pistol:150mm
- ※ Six inch dagger:160mm
- ※ 20mm diameter steel ball :90mm



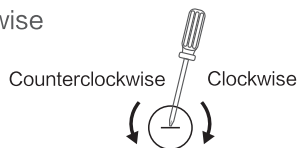
Product Features

- ※ High sensitivity, easy and convenient to use.
- ※ Power saving, can work continuously for more than 20 hours,
- ※ When the battery power is low, the yellow light will be on and there will be an automatic and continuous alarm sound;
- ※ There is a boot sound prompt function;
- ※ Sound and light, vibration switch
- ※ There are light indicators of the amount of metal

■ Sensitivity Regulation

※ If the detection distance does not meet the specified requirements or the sensitivity is too high to cause instability or sound even when there is no metal detection on the human body, the sensitivity should be adjusted.

※ Use a small flat-blade screwdriver to rotate clockwise from the front hole on the handle of the detector until it emits sound, then turn it counterclockwise until it stops sounding, and then turn it half a turn counterclockwise until the sensitivity meets the requirements.



■ Method Of Use

※ Turn on the power switch and hear a "beep" sound, indicating that the power is turned on, and the green light is on at the same time. If there is no sound, it means that the battery is not installed or the battery is in poor contact. If the alarm continues and the yellow light is on, it means that the battery can no longer be used, and a new battery should be replaced.

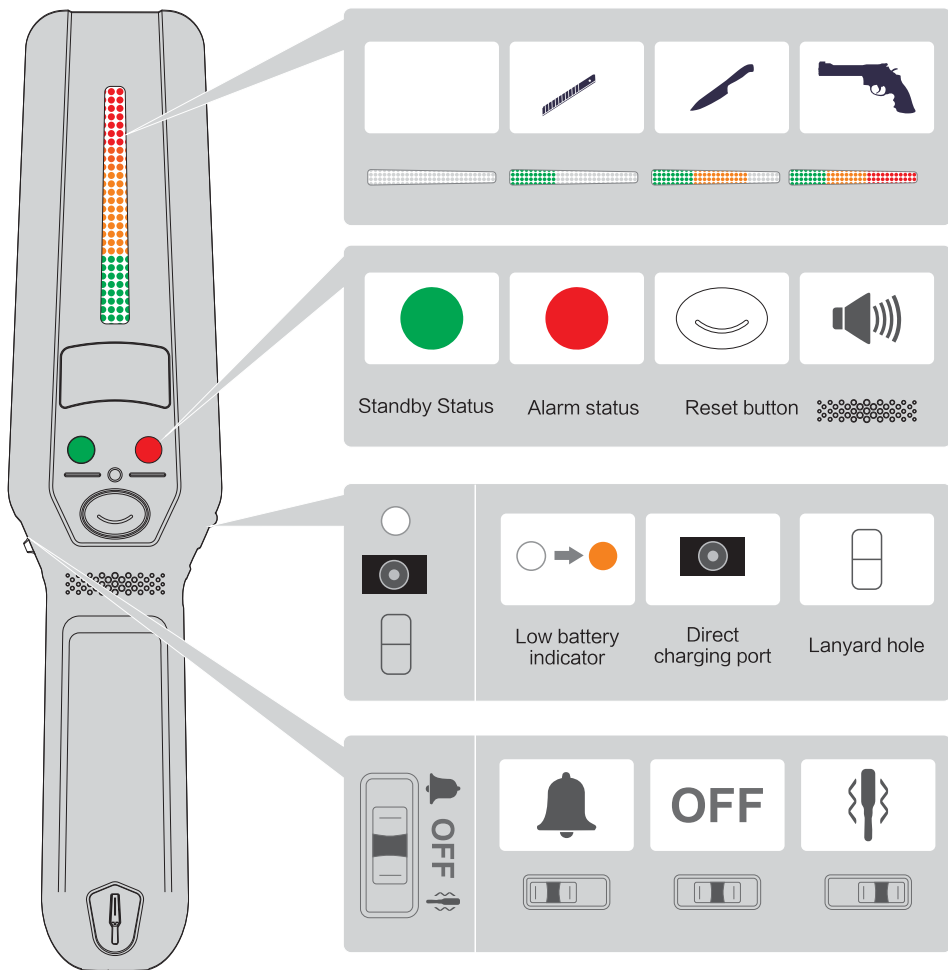
※ The fluctuation power-on button (upward is the buzzer alarm, downwards is the vibration alarm) to turn on the power, close to the measured object, when the measured object has metal, the buzzer will sound an alarm, and the red light on the right side will light up, (enhanced version : The surface detection light bar will display green, yellow and red grades according to the metal size of the measured object, and red indicates that the metal object is larger than a 1 yuan coin) when it is far away from the measured object, the alarm sound stops and the red warning light goes out.

Product Use

- ※ Electronic metal detection inspections at airports, prisons, customs, stations and terminals;
- ※ Security inspection by customs, public security, border defense and security departments;
- ※ Quality inspection of pharmaceutical and food business systems;
- ※ Safety inspection of important places and sports grounds;
- ※ Precious metal detection, such as gold and silver jewelry factories, electronics factories, hardware factories, warehouses, etc.

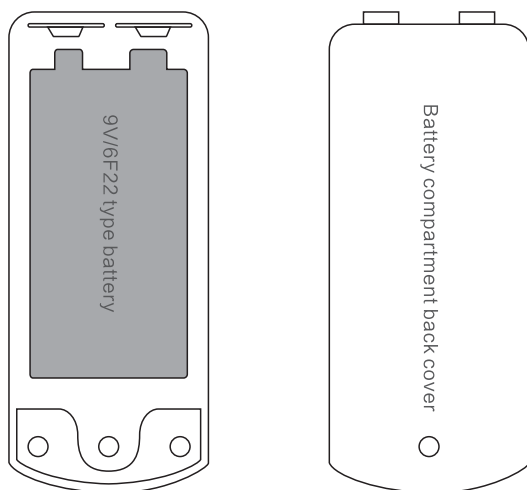
Needing Attention

- ※ Please use the specified battery, and do not forget to turn off the power after use.
- ※ Please remove the battery when not in use for a long time.
- ※ The probe does not make a sound when it is fixed against a metal object, but only makes a sound when it is swept across the metal object.
- ※ After replacing the old battery, please dispose of it according to local regulations.

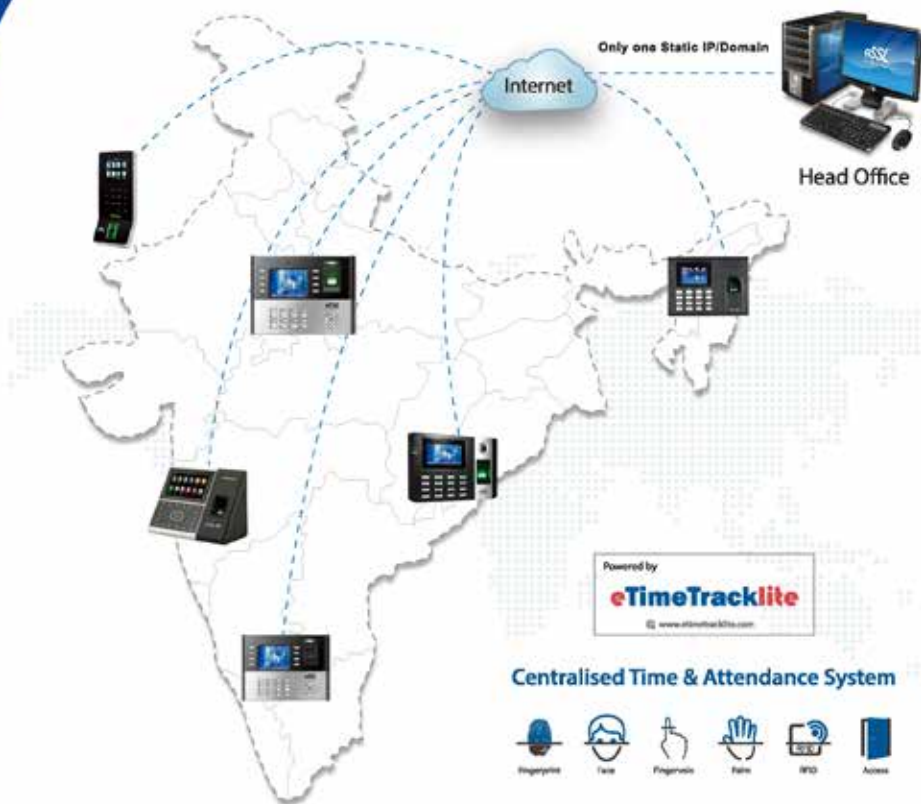


Put In Battery

- ※ Use a screwdriver to loosen the screws to open the back cover of the battery compartment.
- ※ Install the 9V/6F22 battery according to the positive and negative symbols in the battery box.
- ※ Close the battery cover locking screw.



Manage Time & Attendance for all your Branches from Head Office



Disclaimer : Specifications can be changed without prior notice.

1. Buying and Selling eSSL products online is prohibited and is termed as illegal
2. Installation / Technical support / Training to end user is the responsibility of the installer or dealer
3. eSSL do not support end user directly, if they want support charges will be applicable



Enterprise Software Solutions Lab Pvt. Ltd. (Corporate-Office)

#24, 23rd main, Shambhavi Building, J P nagar 2nd phase, Bengaluru - 560078

www.esslsecurity.com | sales@esslsecurity.com | Ph : 91-8026090500